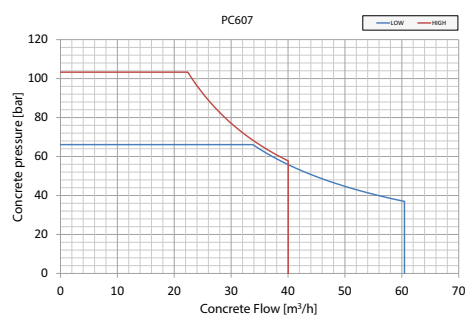
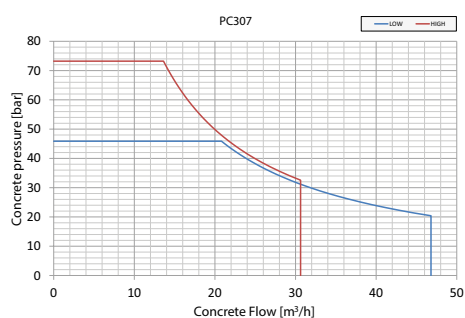
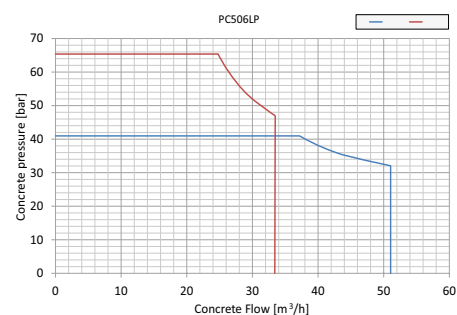
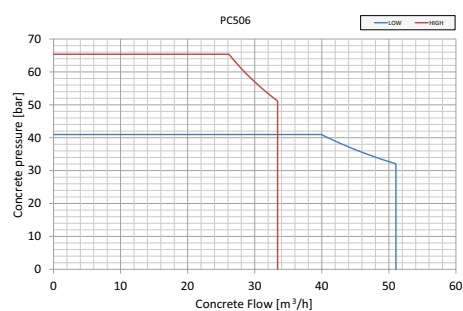
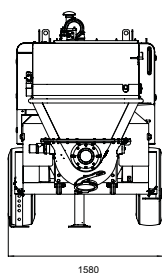
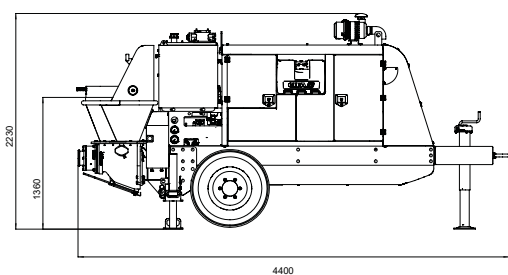




Dimensions and performance Diagrams





SERIE 6

Main features

The power source is provided by separate engine (Diesel or Electric)

Diesel Engine by Deutz or Perkins

'S' shaped valve for any type of concrete, made of special steel

Rapid valve exchange

Ideal operation even at high pressures with continuous and smooth pumping flow

Automatic wear compensation

Hydraulic system in open circuit

Transformation of the pumping units from high to low pressure or viceversa (PC506-PC309 / PC607-PC411)

Low noise

Low running costs

Easy maintenance and quick cleaning operations

Machines can work up to -25°

Concrete flow rate regulator

Quiet pumping with high performances: smooth, continuous and easy movements

Standard equipment

Electric vibrator on the hopper grid

Rigid monoaxle trailer

Drawbar

N° 3 manual outriggers

Concrete outlet piping with bend and counterbend reduction device up to 5"

Centralized automatic lubrication system

Hydraulically driven water pump 50 l/min - 50 bar

Concrete flow rate regulator on board

Washing pipe complete with nozzle

n° 2 sponge rubber balls

Remote control with 20m cable

Acoustic signal for Diesel engine breakdown

Two colour painting, Cifa painting, orange-gray

Optionals

Hydraulically controlled air compressor, bicilindrical, two-stage capacity 450 l/min intaken, max. pressure 15 bar, complete with accessories, stopballs cage and stub pipe

Stopballs cage and stub pipe diam. 5.5" with joint

Catalytic silencer for Deutz engines

Technical data

		PC 307	PC 506LP	PC 506	PC 309	PC 607	PC 411
Drive power Stage IIIA	kW	43	--	74,5	74,5	83	83
Drive power Stage V	kW	55	55	74,4	74,4	85	85
Drive power E	kW	30	--	55	55	75	75
Max. theoretical output	m³/h	30	52	52	34	60	40
Max. pressure on concrete	bar	70	57	57	91	67	105
Max. number of cycles per minute		21	36	36	24	41	27
Concrete cylinders (diam. x stroke)	mm	176x1000	176x1000	176x1000	176x1000	176x1000	176x1000
Concrete hopper capacity	l	350	350	350	350	350	350
Rod side drive □ / Piston side drive ◆		◆	□	□	◆	□	◆

Technical data and characteristics subject to modifications without notice